

MGB Register Forum

Registration Guide – How to add your extra information

The screenshot shows the MGB Register Forum homepage. The forum header includes the MGB Register logo, a search bar, and navigation links. The main content area displays a welcome message from John Watson, Chairman of the MGB Register, and a list of recent posts. Annotations with arrows point to specific user information in the posts:

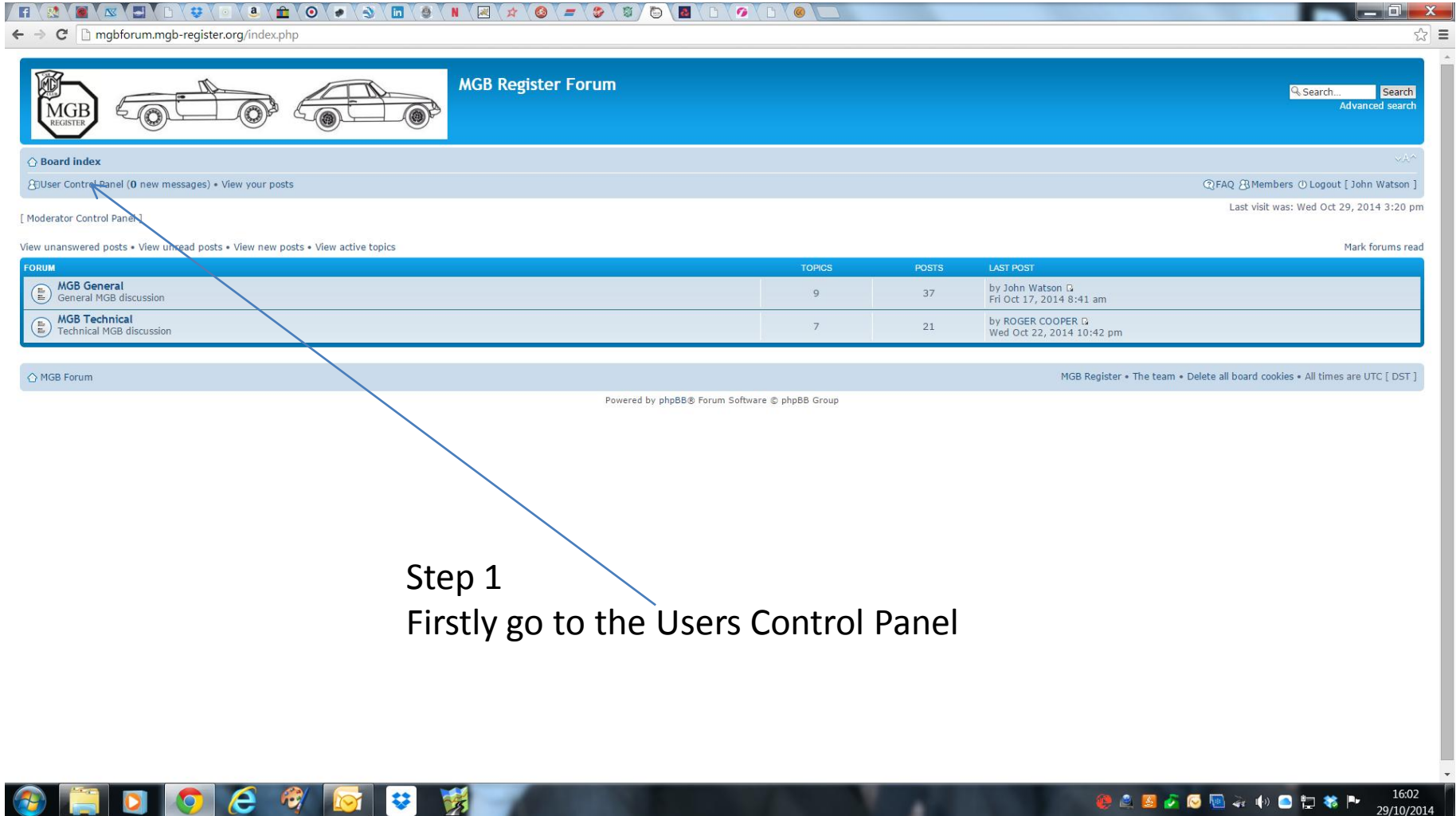
- John Watson**: 1964 MGB Roadster Mk1 (points to the post title)
- John Watson**: Posts: 11, Joined: Wed Sep 03, 2014 10:14 pm, Location: Abingdon on Thames UK (points to the user profile box)
- Clive Wayland**: Posts: 2, Joined: Fri Oct 31, 2014 12:19 am (points to the user profile box)
- Clive Wayland**: Posts: 2, Joined: Fri Oct 31, 2014 12:19 am (points to the user profile box)
- Steve Haines**: Posts: 1, Joined: Fri Oct 31, 2014 9:05 am (points to the user profile box)

Overlaid text reads: "We would like registered users to show certain information, ie your location, your MG model and year, also a picture".



At the bottom, there are navigation links and a footer with the date 08:24 31/10/2014.

MGB Register Forum

Registration Guide – How to add your extra information



The screenshot shows the MGB Register Forum homepage. At the top, there is a blue header with the MGB Register logo, two car illustrations, and the text "MGB Register Forum". To the right of the header is a search bar with "Search..." and "Advanced search" links. Below the header is a navigation bar with links: "Board index", "User Control Panel (0 new messages) • View your posts", "FAQ", "Members", and "Logout [John Watson]". The "User Control Panel" link is highlighted with a blue arrow pointing to it from the text "Step 1 Firstly go to the Users Control Panel". Below the navigation bar is a section for "Moderator Control Panel" and a list of forum links: "View unanswered posts", "View unread posts", "View new posts", and "View active topics". To the right of these links is a "Mark forums read" link. Below this is a table with forum information:

FORUM	TOPICS	POSTS	LAST POST
 MGB General General MGB discussion	9	37	by John Watson G Fri Oct 17, 2014 8:41 am
 MGB Technical Technical MGB discussion	7	21	by ROGER COOPER G Wed Oct 22, 2014 10:42 pm

At the bottom of the page, there is a footer with the text "MGB Forum" and "Powered by phpBB® Forum Software © phpBB Group". The system clock at the bottom right shows "16:02 29/10/2014".

MGB Register Forum

Registration Guide – How to add your extra information

mgbforum.mgb-register.org/ucp.php?i=173

MGB Register Forum

Search... Search
Advanced search

Board index

User Control Panel (0 new messages) • View your posts

FAQ Members Logout [John Watson]

User Control Panel

Overview **Profile** Board preferences Private messages Usergroups Friends & Foes

Edit profile

Edit signature
Edit avatar
Edit account settings

Edit profile

Please note that this information may be viewable to other members. Be careful when including any personal details. Any fields marked with a * must be completed.

ICQ number:

AOL Instant Messenger:

WL/MSN Messenger:

Yahoo Messenger:

Jabber address:

Website:

Location: Abingdon on Thames UK

Occupation:

Interests:

Birthday:
Setting a year will list your age when it is your birthday.

Forename: *
Please enter your forename

Surname: *
Please enter your family name

MGCC Member:

MGOC Member:

Day: 18 Month: 9 Year: --

John

Watson

Reset Submit

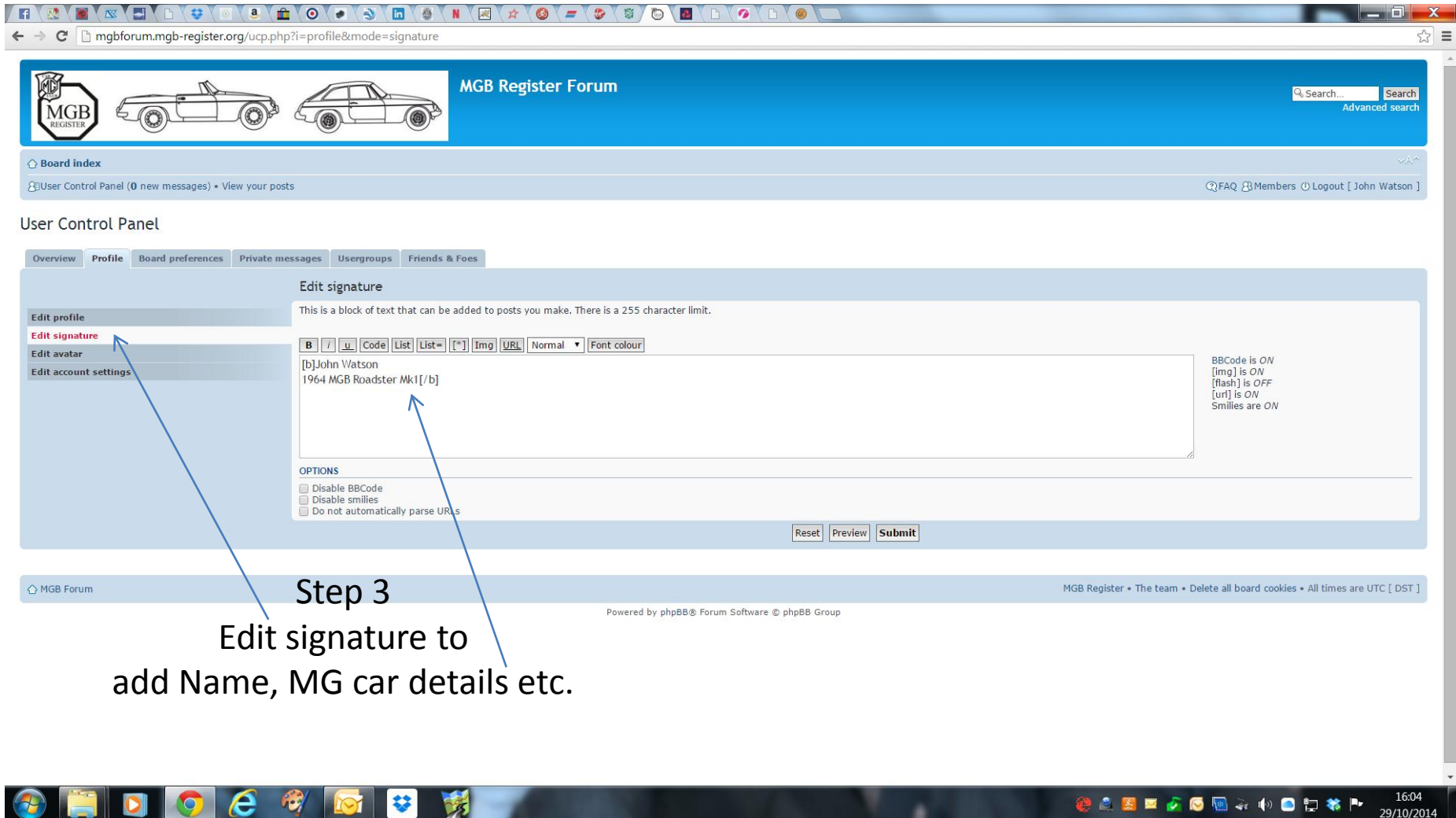
Step 2
Go to profile
and add your Location
and DOB if you wish

mgbforum.mgb-register.org/ucp.php?i=173

16:03
29/10/2014

MGB Register Forum

Registration Guide – How to add your extra information

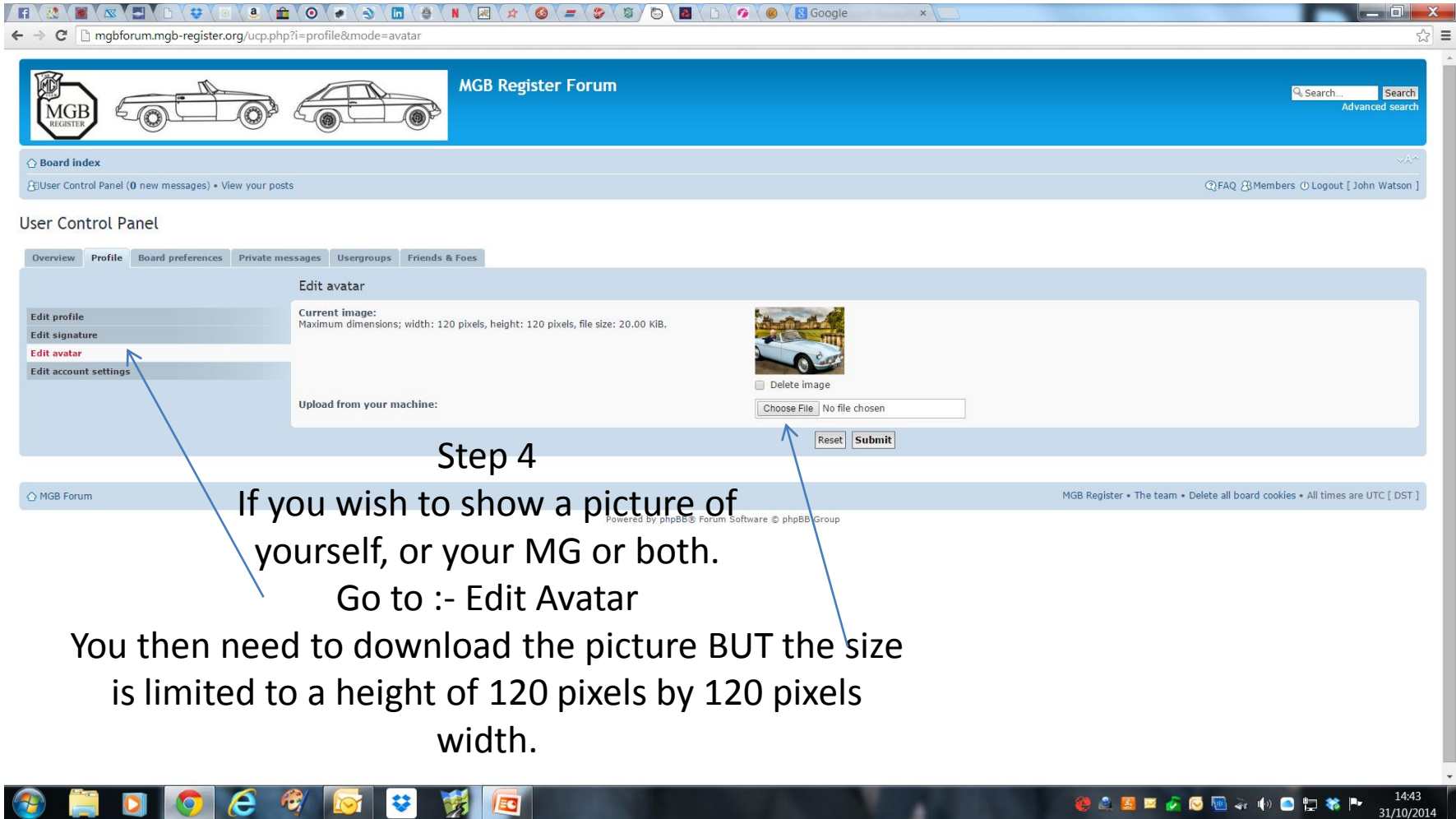


The screenshot shows a web browser window with the URL `mgbforum.mgb-register.org/ucp.php?i=profile&mode=signature`. The forum header is blue with the MGB Register logo and two car illustrations. Below the header is a navigation bar with links like 'Board index', 'User Control Panel (0 new messages)', 'FAQ', 'Members', and 'Logout [John Watson]'. The 'User Control Panel' section has tabs for 'Overview', 'Profile', 'Board preferences', 'Private messages', 'Usergroups', and 'Friends & Foes'. The 'Edit signature' tab is active, showing a text editor with a 255 character limit. The current signature is `[b]John Watson`
`1964 MGB Roadster Mk1[/b]`. The editor includes a toolbar with buttons for bold, italic, underline, code, list, list=, link, unlink, normal, and font color. To the right of the editor, status indicators show: BBCode is ON, [img] is ON, [flash] is OFF, [url] is ON, and Smilies are ON. Below the editor are 'Reset', 'Preview', and 'Submit' buttons. A blue arrow points from the 'Edit signature' link in the left sidebar to the text editor. Another blue arrow points from the text 'Step 3 Edit signature to add Name, MG car details etc.' to the same text editor.

Step 3
Edit signature to
add Name, MG car details etc.

MGB Register Forum

Registration Guide – How to add your extra information



The screenshot shows the MGB Register Forum's User Control Panel. The 'Edit avatar' section is highlighted, showing the current image and the 'Choose File' button. The text 'Step 4' is overlaid on the image, with a blue arrow pointing to the 'Choose File' button. Another blue arrow points from the 'Edit avatar' link in the left sidebar to the 'Edit avatar' section.

Step 4

If you wish to show a picture of yourself, or your MG or both.

Go to :- Edit Avatar

You then need to download the picture BUT the size is limited to a height of 120 pixels by 120 pixels width.